

# Request For Quote

# GUHRING

**NOTE: Due to our current workload, our Quick Cell delivery could take up to four weeks.** Fields with asterisks are required for quote submission.

**Email to:**  
[QuickDelivery@guhring.com](mailto:QuickDelivery@guhring.com)

**Fax to**  
**(262) 784-9096**

All orders will be processed through an Authorized Guhring distributor.

\*Today's date

UPS red (next day)    UPS blue (2nd day)    UPS ground

\*Distributor Name & Location

\*Contact for questions

Telephone

Fax

\*Ship to Name

\*Address




\*City / State / Zip code

Contact name at Ship To

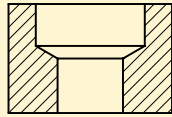
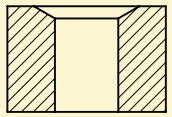
Telephone

**\*Quantity**  Minimum = 5 pcs. Maximum = 25 pcs.

**Tool type**  
 choose one

<input type="checkbox"/>  <b>RT 100 (spiral flute)</b> 140° Faceted point for universal applications; high penetration rates in <b>many materials</b>	<input type="checkbox"/>  <b>RT 150 GG (straight-fluted)</b> 120° Cone relief point for accurate holes in <b>high silicon aluminum</b>	<input type="checkbox"/>  <b>RT 150 GG (straight-fluted)</b> 130° Faceted point for accurate holes in <b>cast iron</b>
<input type="checkbox"/> No coolant through <input type="checkbox"/> With coolant through	<input type="checkbox"/> No coolant through <input type="checkbox"/> With coolant through	<input type="checkbox"/> No coolant through <input type="checkbox"/> With coolant through

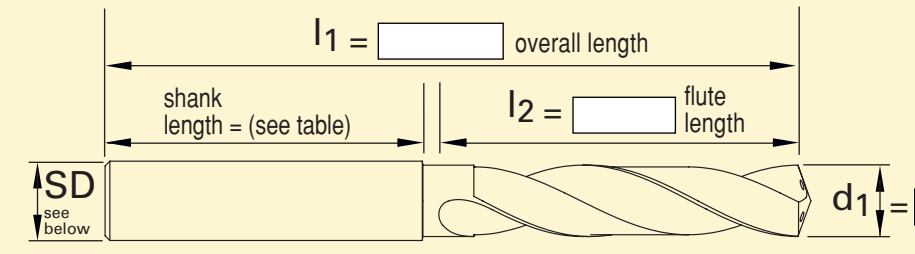
**Application**  
 please mark with an "X"

<input type="checkbox"/>		<input type="checkbox"/>		<input type="checkbox"/> In aluminum
	Drill / Counterbore		Drill / Chamfer	<input type="checkbox"/> In cast iron
				<input type="checkbox"/> In steel

**Surface Finish**

bright    TiN    FIREX®

**Single Dia. Drills**  
 dimensions for spiral fluted & straight fluted versions



$l_1 =$   overall length

shank length = (see table)

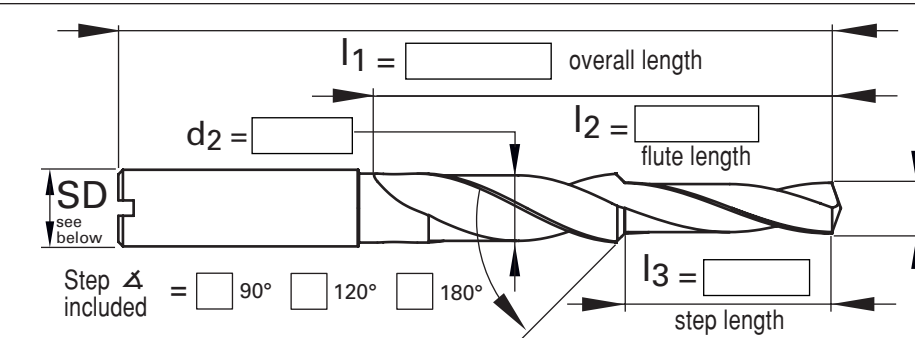
$l_2 =$   flute length

$d_1 =$   nominal diameter

SD / shank diameter =  6 mm    8 mm    10 mm    12 mm    14 mm    16 mm    18 mm    20 mm

All dimensions in MM  
 inch x 25.4 = mm

**Step Drills**  
 dimensions for spiral fluted & straight fluted versions



$l_1 =$   overall length

$d_2 =$

$l_2 =$   flute length

$d_1 =$   step diameter

$l_3 =$   step length

Step  $\Delta$  included =  90°    120°    180°

SD / shank diameter =  6 mm    8 mm    10 mm    12 mm    14 mm    16 mm    18 mm    20 mm

All dimensions in MM  
 inch x 25.4 = mm

# Quick-delivery special drills

## Single Diameter / Step Drill Offering Parameters

Quantity	5 pcs. min. / 25 pcs. max. ( $\pm 1$ pc. and/or 10%), Quantities over 25 pieces will require additional delivery time
Drill / Counterbore	Clearance and backtaper on both diameters.
Drill / Chamfer	Clearance and backtaper on step diameter only.
Flute length*	Must allow 5mm of length between end of flute and shank for flute runout on oversized shanks.
Margins	RT100 has a single margin and RT150GG has double margins
Shank Dia. Range	6mm - 20mm (in increments of 2mm)
Surface Finish	Bright, TiN, TiAlN & FIREX®
Point Angle	RT100 is 140° / RT150GG for Aluminum is 120° / RT150GG for Cast Iron is 130°
Step angle	90°, 120° & 180°

	mm	mm	mm	mm	mm	mm	mm	mm
<b>Non-Coolant Through: 30° Helix RT100 or Straight Fluted G-Drill</b>								
Shank Diameter	6	8	10	12	14	16	18	20
Shank Length	36	36	40	45	45	48	48	50
Max. Nom. Diameter	6	8	10	12	14	16	18	20
Maximum OAL	82	91	103	118	124	133	144	155
Maximum Flute Length*	41	50	58	68	74	80	91	100
Min Step Diameter	3.8	5.5	6.6	7.5	8.4	11	12.8	13.5
Maximum Step Length	Maximum step length is 5 X step diameter. Must have a minimum of 1.5 x Nom.Ø of additional flute length for flute sweep out.							
<b>Coolant Through: 30° Helix RT100 Drill</b>								
Shank Diameter	6	8	10	12	14	16	18	20
Shank Length	36	36	40	45	45	48	48	50
Max. Nom. Diameter	6	8	10	12	14	16	18	20
Maximum OAL	94	107	123	142	152	165	180	195
Maximum Flute Length*	53	66	78	92	102	112	127	140
Min Step Diameter	4	6	7.55	9.1	10	11.8	13.2	14.5
Maximum Step Length	Maximum step length is 5 X step diameter. Must have a minimum of 1.5 x Nom.Ø of additional flute length for flute sweep out.							
<b>Coolant Through: Straight Fluted G-Drill</b>								
Shank Diameter	6	8	10	12	14	16	18	20
Shank Length	36	36	40	45	45	48	48	50
Max. Nom. Diameter	6	8	10	12	14	16	18	20
Maximum OAL	94	107	123	142	152	165	180	195
Maximum Flute Length*	53	66	78	92	102	112	127	140
Min Step Diameter	3.9	6	7.55	8.95	9.9	11.3	12.5	14.25
Maximum Step Length	Maximum step length is 5 X step diameter. Must have a minimum of 1.5 x Nom.Ø of additional flute length for flute sweep out.							

Diameter Tolerance (metric)			
from Ø	up to Ø	Shank	Nominal & Step Diameters
	3.000	+0	+0
		-0.006	-0.010
3.000	6.000	+0	+0
		-0.008	-0.012
6.000	10.000	+0	+0
		-0.009	-0.015
10.000	18.000	+0	+0
		-0.011	-0.018
18.000	30.000	+0	+0
		-0.013	-0.021

Length Tolerance (metric)	
<b>Overall Length</b>	
up to 120mm	$\pm 1.5$
over 120mm	$\pm 2.5$
<b>Step Length</b>	
All step lengths	$\pm 0.2$

# GUHRING

Questions? Call (800) 776-6170, fax (262) 784-9096  
or send an email to [QuickDelivery@guhring.com](mailto:QuickDelivery@guhring.com)